

SENSORY GUIDE - BES MEDRESH / ENTRANCE LEVEL

PHOTO

ITEM

TOUCH



Ark & Podium



Bimah & Benches



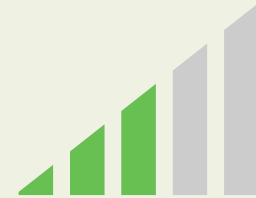
Exhibit



Gallery Touch Tables



Floor Sound Level



Moderate



This floor is fully accessible.

The Bes Medresh/ Entrance is the main point of entry for the Museum. It is smaller than the other levels. Sound can echo and carry at times.

SENSORY GUIDE - MAIN SANCTUARY

PHOTO

ITEM

TOUCH



Ark & Podium



Bimah & Benches



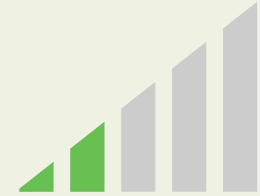
Stained Glass



Gallery Cases



Floor Sound Level



Low to Moderate



This floor is fully accessible.

The Main Sanctuary is a large room, with a 50-foot-high ceiling and a balcony overhanging much of the space.

SENSORY GUIDE - WOMEN'S BALCONY

PHOTO

ITEM

TOUCH



Stained Glass



Benches



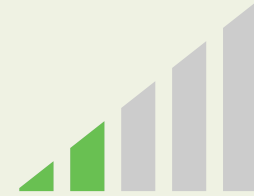
Curtain Rod



Flag Holders



Floor Sound Level



Low to Moderate



This floor is fully accessible.

The Women's Balcony is part of the large Main Sanctuary. It is raised about 20 feet above the Main Sanctuary level and 20-30 feet below the ceiling.

SENSORY GUIDE - BASEMENT

PHOTO

ITEM

TOUCH



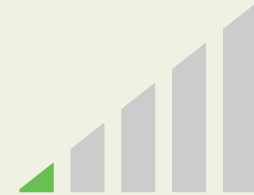
Exhibit



Original
Foundations



Floor Sound Level



Low



This floor is
fully accessible.

The basement is a modern addition to the Museum. With long narrow corridors, one can get lost for a moment. There is rarely sound here, except for the opening and closing of doors.